

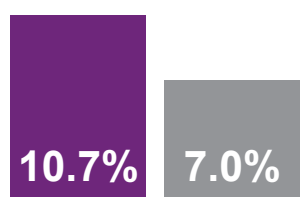


2021 Ward's 50 P&C Top Performers

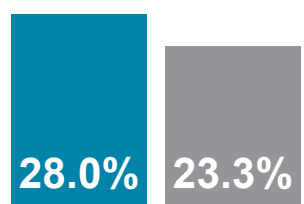
Annually, we analyze the financial performance of nearly 2,900 property- casualty insurance companies domiciled in the United States and identify the top performers. Each Ward's 50 company has passed all safety and consistency screens and achieved superior performance over the five years analyzed.

Ward's 50 benchmarks outperform the industry (2016-2020)

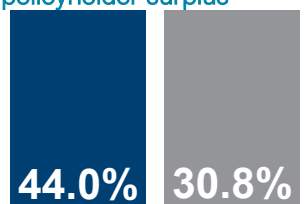
More favorable statutory return on average equity



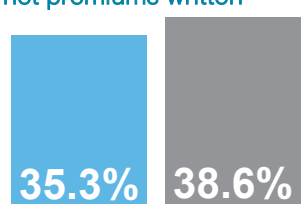
Greater growth in net premiums written



Greater growth in policyholder surplus



Lower expenses relative to net premiums written



Ward's 50
five-year
combined
ratio

5.8

points
lower
than the
industry

2021 Ward's 50 P&C Companies

Listed alphabetically.

- ACUITY
- AF Group
- Allstate Insurance Company
- AMERISAFE
- Assurant, Inc.
- Auto-Owners Insurance Group
- Builders Mutual Insurance Company
- Chubb Group
- Cincinnati Insurance Group
- Curi
- Dakota Group
- Erie & Niagara Insurance Association
- Farm Bureau Property & Casualty Insurance Company
- Federated Mutual Group
- GEICO*
- Goodville Mutual Casualty Company
- Grange Insurance Company
- Great American Insurance Group
- Grinnell Mutual Group
- Harford Mutual Insurance Group
- HCC Insurance Holdings Group
- ICW Group
- Island Insurance Companies
- Jewelers Mutual Insurance Company
- Kentucky Farm Bureau Mutual Insurance Company
- Louisiana Workers' Compensation Corporation
- Markel Corporation Group
- Merchants Bonding Company
- Merchants Insurance Group
- Midwest Family Mutual Insurance Company
- National American Insurance Company
- Nodak Insurance Company
- North Star Mutual Insurance Company
- Ohio Mutual Insurance Group
- Philadelphia Insurance Companies
- Pinnacle Assurance
- Pioneer State Mutual Insurance Company
- Progressive Insurance Group
- RLI Insurance Company*
- Rural Mutual Insurance Company
- SECURA Insurance Companies
- Selective Insurance Company of America
- Tennessee Farmers Mutual Insurance Company
- Texas Mutual Insurance Company
- Travelers Insurance Group
- Vermont Mutual Insurance Company
- Virginia Farm Bureau Mutual
- W.R. Berkley Corporation
- West Bend Mutual Insurance Company
- Western National Insurance Group

In selecting the Ward's 50, we identified companies that pass financial stability requirements and measure their ability to grow while maintaining strong capital positions and underwriting results.

Nearly

2,900



property-casualty insurance companies are analyzed based on objective data and subjective quality measures

31st year



for conducting the analysis

For more information about the Ward's 50 analysis and to order a customized Ward's 50 comparison report, go to ward.aon.com.

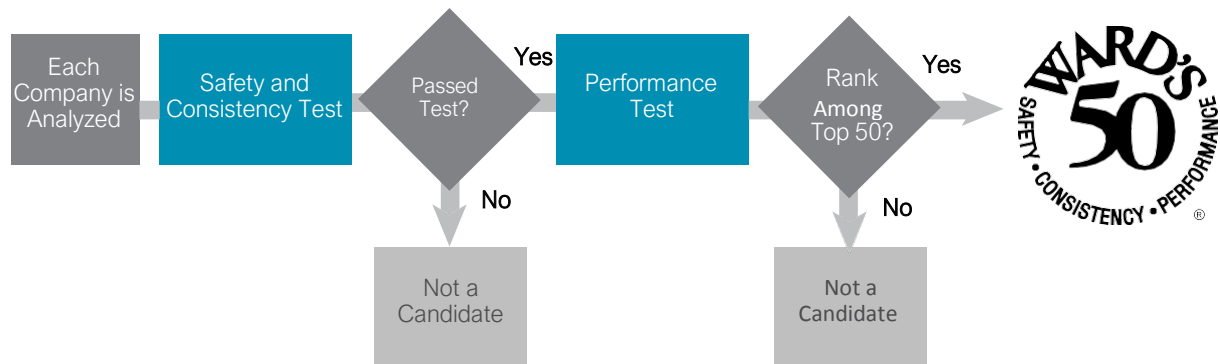
*31-year recipient, 1991-2021



2021 Ward's 50 P&C Top Performers

Methodology

Insurance companies are evaluated and must pass minimum thresholds to be considered for the Ward's 50 designation.



Safety and Consistency Tests

Each company must pass primary safety and consistency tests, including:

- Surplus and premiums of at least \$50 million for each of the five years analyzed
- Net income in at least four of the last five years
- Compound annual growth in premiums between -10 percent and +40 percent

Performance Measurements

Companies that pass the safety and consistency tests are measured and scored on the following elements:

- Five Year Average Return on Average Equity
- Five Year Average Return on Average Assets
- Five Year Average Return on Total Revenue
- Five Year Growth in Revenue
- Five Year Growth in Surplus
- Five Year Average Combined Ratio